



The 2009 Masters

November 14, 2009

All Shooters

CDP Champion: Matt Sims CDP - Master 219.47 (34)
 ESP Champion: Morgan Allen ESP - Master 238.78 (74)
 SSP Champion: Don Barnes SSP - Master 230.44 (40)
 SSR Champion: Jere Wilmering SSR - Marksman 471.26 (74)

High Senior: David Turner SSP - Expert 273.46 (49)
 High Lady: Audrey Day SSP - Sharpshooter 358.45(107)
 High Law Enforcement: Matt Sims CDP - Master 219.47 (34)
 High Industry: Matt Sims CDP - Master 219.47 (34)
 High Junior: Neal Clayton CDP - Expert 331.20 (75)
 Most Accurate: Matt Sims CDP - Master 219.47 (34)

Match --Penalties--
 Score PD NT PE FN

Stage 1 Stage 2 Stage 3 Stage 4 Stage 5 Stage 6 Stage 7 Stage 8 Stage 9 Stage 10 Stage 11 Stage 12

CDP - Custom Defensive Pistol

CDP - Master

1	Matt Sims	219.47	34	0	0	1	15.72 (2)	14.97(1)	18.41(2)	19.05(2)	21.07(4)	12.40(1)	28.38 (2)	17.34 (5)	22.57 (1)	11.19 (1)	8.45 (1)	29.92 (12)
---	-----------	---------------	----	---	---	---	-----------	-----------------	-----------------	-----------------	-----------------	-----------------	-----------	-----------	-----------	-----------	----------	------------

CDP - Expert


1	Joe Day	293.55	55	1	1	0	18.66 (3)	20.08 (0)	26.33 (5)	29.43 (2)	26.89 (7)	23.70 (0)	39.41 (2)	14.89 (1)	33.49 (6)	16.96 (8)	6.27(0)	37.44 (21)
2	Neal Clayton	331.20	75	1	2	0	24.07 (11)	20.06 (5)	28.79 (4)	31.00 (8)	33.86 (11)	26.76 (0)	42.18 (5)	21.25 (6)	36.56 (10)	17.68 (1)	19.23 (6)	29.76 (8)
3	Charlie Baker	343.03	73	0	2	1	24.78 (9)	19.51 (2)	31.92 (7)	30.65 (10)	30.61 (10)	30.62 (0)	47.45 (5)	23.77 (2)	37.19 (7)	20.74 (2)	9.46 (1)	36.33 (18)
	David Rawlinson	INC	91	0	2	4	16.90 (4)	18.22 (6)	30.53 (16)	28.71 (7)	36.24 (10)	29.59 (5)	(0)	24.32 (10)	(0)	(0)	(0)	47.63 (33)

CDP - Sharpshooter

1	Bill Allen	316.56	69	2	2	1	19.02 (5)	24.85 (8)	34.49 (4)	28.47 (6)	36.53 (12)	30.89 (6)	44.08 (2)	18.61 (8)	26.69 (2)	12.68 (1)	10.50 (1)	29.75 (14)
2	Kenneth Smith	399.92	115	3	2	3	44.56 (9)	23.68 (11)	38.95 (4)	45.72 (13)	35.98 (7)	31.57 (5)	46.60 (2)	34.96 (20)	26.85 (5)	21.34 (5)	13.65 (8)	36.06 (26)

CDP - Marksman

1	Dave Horn	351.31	95	0	0	1	24.58 (8)	20.21 (8)	33.76 (9)	32.25 (3)	35.56 (6)	27.33 (0)	46.52 (9)	32.28 (17)	33.85 (10)	18.32 (4)	12.13 (5)	34.52 (16)
2	Kemp Evans	372.75	145	3	3	4	29.50 (15)	21.89 (7)	31.01 (7)	25.50 (0)	42.78 (24)	39.59 (10)	48.23 (12)	16.08 (5)	45.60 (25)	25.96 (12)	9.41 (4)	37.20 (24)
3	Robert A Sweet	394.40	153	1	0	2	28.17 (25)	25.61 (15)	35.46 (6)	39.19 (19)	46.93 (20)	39.45 (0)	49.00 (5)	26.58 (21)	31.47 (7)	15.51 (5)	9.39 (0)	47.64 (30)
4	Mark Goede	395.96	90	0	1	1	33.51 (13)	23.55 (5)	30.28 (3)	36.36 (0)	34.83 (6)	24.86 (0)	49.52 (17)	28.81 (16)	33.23 (8)	15.77 (2)	32.28 (1)	52.96 (19)
5	Tom Hyde	411.99	109	0	1	5	37.52 (19)	22.95 (6)	32.36 (3)	40.15 (22)	25.03 (2)	39.26 (10)	53.20 (5)	36.44 (2)	37.39 (10)	14.53 (0)	7.92 (1)	65.24 (29)
6	Terry Clayton	481.06	129	1	0	2	39.10 (12)	27.13 (9)	51.69 (17)	47.17 (8)	45.78 (6)	38.24 (5)	68.97 (6)	38.95 (15)	42.81 (12)	20.91 (3)	13.11 (3)	47.20 (33)



The 2009 Masters

November 14, 2009

All Shooters

Match Score --Penalties--
PD NT PE FN

Stage 1 Stage 2 Stage 3 Stage 4 Stage 5 Stage 6 Stage 7 Stage 8 Stage 9 Stage 10 Stage 11 Stage 12

ESP - Enhanced Service Pistol

ESP - Master

1 Morgan Allen	238.78	74	3	1	1	14.77(6)	22.72 (12)	22.67 (4)	22.80 (13)	22.03 (8)	26.34 (5)	25.49(3)	15.14 (4)	24.31 (6)	9.95(1)	7.19 (1)	25.37 (11)
----------------	---------------	----	---	---	---	-----------------	------------	-----------	------------	-----------	-----------	-----------------	-----------	-----------	----------------	----------	------------

ESP - Expert

1 Jeremy Nuttelman	281.47	99	1	2	2	19.31 (12)	20.79 (1)	31.86 (14)	36.51 (17)	27.73 (7)	12.84 (0)	38.59 (10)	14.38(3)	23.20 (9)	12.38 (2)	10.01 (4)	33.87 (20)
2 Jim Watson	303.50	40	0	0	1	22.27 (3)	24.17 (2)	24.80 (1)	28.01 (2)	32.08 (4)	20.71 (6)	40.00 (2)	19.73 (4)	21.80 (2)	17.29 (1)	10.97 (2)	41.67 (11)
Bill Kralis	INC	0	0	0	0	(0)	(0)	(0)	(0)	(0)	(0)	(0)	(0)	(0)	(0)	(0)	(0)

ESP - Sharpshooter

1 Randy Robinson	306.21	85	0	0	1	32.41 (17)	22.47 (6)	24.92 (2)	25.89 (1)	28.79 (5)	24.12 (0)	37.71 (6)	22.49 (8)	30.58 (18)	17.01 (7)	7.14 (2)	32.68 (13)
2 Bill Masters	321.01	101	0	2	2	19.56 (4)	22.83 (11)	24.25 (7)	29.25 (9)	28.65 (12)	33.05 (10)	37.28 (5)	16.99 (2)	41.57 (12)	17.58 (3)	13.96 (6)	36.04 (20)
3 Rick Albright	379.15	91	0	0	1	26.83 (11)	24.39 (5)	33.87 (11)	37.51 (5)	37.56 (5)	26.64 (0)	60.44 (9)	24.49 (12)	38.00 (8)	23.83 (7)	9.27 (1)	36.32 (17)
Ron Lauer	INC	77	2	0	0	30.06 (17)	25.60 (9)	(0)	(0)	30.00 (9)	18.89 (0)	36.15 (5)	25.05 (12)	30.02 (12)	43.43 (9)	11.65 (4)	(0)

ESP - Marksman

1 Michael Bresson	293.05	73	0	2	0	20.99 (4)	21.58 (4)	24.25 (10)	35.93 (12)	26.83 (7)	25.61 (0)	34.56 (4)	19.78 (9)	29.22 (9)	14.56 (6)	10.29 (2)	29.45 (6)
2 Leigh Ann Jeter	411.85	100	2	0	4	20.62 (4)	29.84 (4)	60.01 (18)	34.75 (6)	36.50 (13)	34.02 (5)	55.47 (12)	27.40 (2)	44.22 (20)	22.48 (6)	14.34 (5)	32.20 (5)
3 Scott Abbott	434.77	113	3	1	5	29.58 (4)	31.36 (13)	34.25 (4)	39.03 (6)	32.62 (3)	48.15 (15)	49.82 (3)	47.93 (19)	45.50 (20)	24.33 (4)	11.64 (1)	40.56 (21)
4 Norman Brown	452.27	125	1	0	4	39.13 (12)	25.39 (8)	29.01 (2)	38.23 (8)	58.87 (6)	39.72 (10)	48.43 (6)	32.66 (7)	38.21 (16)	29.78 (6)	13.97 (2)	58.87 (42)


ESP - Novice

1 Bob Gareri	545.41	127	4	1	2	48.07 (23)	33.60 (11)	51.32 (12)	49.55 (11)	53.70 (10)	47.95 (1)	87.03 (3)	47.87 (16)	41.94 (13)	24.07 (3)	12.20 (0)	48.11 (24)
--------------	---------------	-----	---	---	---	------------	------------	------------	------------	------------	-----------	-----------	------------	------------	-----------	-----------	------------

SSP - Stock Service Pistol

SSP - Master

1 Don Barnes	230.44	40	1	0	0	23.30 (10)	16.28 (4)	20.12 (1)	24.63 (0)	22.06 (5)	19.15 (0)	27.97 (2)	15.52 (0)	19.54(6)	10.84 (3)	7.30 (5)	23.73(4)
Michael Kummer	INC	35	0	1	2	29.87 (18)	(0)	(0)	(0)	23.84 (4)	20.44 (5)	26.76 (2)	11.66 (3)	18.78 (2)	15.82 (1)	7.23 (0)	(0)



The 2009 Masters

November 14, 2009

All Shooters

Match Score --Penalties--
PD NT PE FN

Stage 1 Stage 2 Stage 3 Stage 4 Stage 5 Stage 6 Stage 7 Stage 8 Stage 9 Stage 10 Stage 11 Stage 12

SSP - Expert

	Match Score	PD	NT	PE	FN	Stage 1	Stage 2	Stage 3	Stage 4	Stage 5	Stage 6	Stage 7	Stage 8	Stage 9	Stage 10	Stage 11	Stage 12	
1	Dustin McKinney	252.75	58	1	0	0	17.61 (5)	20.21 (7)	20.47 (5)	25.83 (4)	27.34 (5)	18.47 (0)	28.85 (2)	15.72 (1)	29.11 (9)	15.87 (5)	6.49 (0)	26.78 (15)
2	David Turner	273.46	49	0	0	0	16.56 (1)	18.73 (3)	25.43 (7)	22.31 (1)	33.15 (6)	25.50 (0)	33.43 (8)	17.93 (7)	24.27 (6)	15.31 (1)	7.88 (2)	32.96 (7)
3	Toni Dandreamatteo	275.03	70	1	0	0	22.34 (9)	22.21 (6)	23.21 (6)	22.89 (10)	25.30 (4)	15.77 (0)	37.89 (2)	14.77 (1)	23.36 (8)	13.07 (5)	19.48 (1)	34.74 (18)
4	Jimmy Duke	281.18	83	1	0	1	22.69 (7)	19.27 (4)	23.14 (5)	23.81 (6)	25.53 (2)	22.95 (3)	34.78 (7)	19.50 (8)	29.68 (6)	16.87 (9)	7.49 (2)	35.47 (24)
5	Mike Lunsford	283.19	63	0	1	1	16.93 (4)	21.81 (10)	28.19 (7)	26.87 (10)	31.48 (4)	25.44 (3)	33.64 (4)	24.39 (3)	23.28 (6)	16.12 (3)	9.66 (3)	25.38 (6)
6	Brad Davidson	296.49	105	0	1	3	20.75 (8)	16.77 (1)	21.59 (6)	23.73 (6)	39.96 (18)	32.91 (8)	31.68 (10)	20.60 (5)	26.84 (21)	18.72 (4)	10.65 (3)	32.29 (15)


SSP - Sharpshooter

1	Robert Moore	313.42	107	1	1	1	20.33 (7)	18.39 (5)	32.30 (10)	33.69 (9)	29.48 (11)	27.40 (5)	41.59 (6)	22.50 (16)	27.85 (10)	15.10 (3)	11.51 (5)	33.28 (20)
2	Brad Lunsford	315.53	62	4	1	2	20.20 (2)	19.01 (1)	35.01 (14)	30.39 (5)	28.95 (3)	23.29 (0)	37.25 (4)	20.64 (2)	33.20 (4)	19.31 (2)	10.55 (4)	37.73 (21)
3	David Rumney	326.72	105	0	1	3	23.09 (10)	23.91 (1)	37.39 (14)	29.42 (13)	29.95 (5)	27.89 (5)	34.64 (4)	21.45 (12)	37.06 (12)	15.82 (3)	10.31 (6)	35.79 (20)
4	Ken Swanson	331.35	73	0	3	0	24.37 (1)	26.56 (9)	28.17 (5)	31.61 (20)	31.68 (5)	22.23 (0)	50.13 (8)	19.12 (3)	28.90 (8)	21.33 (2)	7.79 (0)	39.46 (12)
5	Dan Stuart	337.73	52	1	1	0	28.90 (2)	27.40 (5)	28.54 (1)	33.88 (2)	32.25 (14)	23.33 (0)	42.73 (4)	23.18 (0)	31.32 (6)	19.49 (4)	10.50 (2)	36.21 (12)
6	Michael Thompson	343.90	62	2	0	0	25.71 (6)	29.02 (1)	26.48 (2)	26.82 (11)	40.10 (4)	27.69 (0)	41.25 (5)	25.53 (7)	36.79 (5)	17.98 (1)	10.63 (1)	35.90 (19)
7	Audrey Day	358.45	107	0	0	2	24.51 (11)	27.04 (8)	25.55 (5)	39.20 (11)	44.36 (17)	28.54 (1)	38.22 (2)	29.48 (15)	29.04 (10)	18.34 (6)	10.19 (0)	43.98 (21)
8	Dan Schwartz	359.14	89	3	1	3	26.68 (4)	22.84 (1)	31.36 (5)	29.85 (6)	40.05 (18)	26.92 (5)	45.06 (4)	20.31 (11)	41.08 (5)	16.57 (2)	11.22 (4)	47.20 (24)
9	Mike Phillips	365.61	103	0	1	4	26.06 (13)	28.39 (7)	27.25 (3)	31.97 (3)	37.13 (10)	48.46 (11)	35.94 (3)	28.07 (17)	27.27 (3)	17.79 (4)	10.87 (3)	46.41 (26)
10	Chip Prece	387.96	115	2	3	3	32.94 (10)	23.71 (4)	32.64 (3)	60.61 (36)	30.92 (7)	23.29 (0)	53.72 (8)	21.28 (13)	41.82 (12)	19.69 (5)	9.66 (0)	37.68 (17)

SSP - Marksman

1	Gary Hyde	315.84	95	0	1	2	21.92 (6)	21.42 (3)	24.55 (4)	24.69 (10)	27.82 (4)	28.17 (0)	47.79 (13)	25.29 (18)	26.51 (12)	16.06 (7)	10.70 (3)	40.92 (15)
2	David Nall	355.25	88	0	2	2	25.47 (5)	25.25 (2)	27.51 (2)	30.74 (7)	42.72 (17)	37.78 (5)	41.39 (6)	22.03 (4)	33.11 (10)	18.73 (6)	9.95 (1)	40.57 (23)
3	Jeff Phillips	396.20	87	1	1	6	26.67 (6)	22.23 (0)	25.30 (1)	36.08 (9)	37.11 (7)	56.50 (20)	52.29 (8)	21.79 (4)	38.82 (12)	18.06 (0)	12.22 (0)	49.13 (20)
4	Austin Duke	407.77	163	0	0	6	32.45 (21)	21.75 (5)	39.17 (14)	29.31 (14)	28.20 (6)	51.12 (15)	38.54 (15)	42.84 (16)	28.50 (9)	20.33 (6)	16.91 (6)	58.65 (36)
5	Carol Notestine	412.58	99	0	0	2	28.25 (6)	24.94 (5)	43.29 (10)	28.89 (14)	48.92 (3)	49.77 (10)	39.09 (4)	30.83 (9)	35.81 (14)	19.86 (6)	12.31 (3)	50.62 (15)
6	Jim Evatt	418.57	143	1	0	6	23.70 (3)	29.49 (11)	30.94 (9)	40.62 (20)	48.89 (23)	40.68 (5)	49.91 (4)	31.40 (11)	34.38 (9)	16.53 (3)	9.85 (2)	62.18 (43)
7	Ray Calhoun	455.07	121	1	2	6	34.70 (17)	32.70 (13)	33.72 (8)	55.52 (12)	55.42 (13)	48.67 (10)	52.38 (9)	26.88 (5)	39.96 (3)	18.09 (4)	11.46 (3)	45.57 (24)
8	Nancy Sweet	530.98	197	4	0	3	56.09 (31)	32.77 (5)	49.35 (8)	49.25 (21)	59.25 (28)	44.90 (5)	64.42 (14)	37.48 (26)	40.61 (18)	22.65 (8)	13.28 (3)	60.93 (30)
9	Lynn Rawlinson	563.86	166	2	0	3	38.07 (21)	32.27 (13)	68.07 (25)	45.44 (22)	34.66 (7)	36.85 (0)	70.06 (5)	51.97 (7)	67.02 (30)	31.84 (4)	39.57 (5)	48.04 (27)

SSR - Stock Service Revolver



The 2009 Masters

November 14, 2009

All Shooters

SSR - Marksman	Match Score	--Penalties--				Stage 1	Stage 2	Stage 3	Stage 4	Stage 5	Stage 6	Stage 7	Stage 8	Stage 9	Stage 10	Stage 11	Stage 12
		PD	NT	PE	FN												
1 Jere Wilmering	471.26	74	1	1	1	36.52 (6)	31.15 (2)	47.83 (4)	45.05 (8)	40.25 (9)	33.88 (6)	60.28 (4)	46.30 (15)	43.56 (2)	22.60 (1)	13.60 (0)	50.24 (17)
2 John Mark Vaughn	595.80	146	0	2	4	44.66 (12)	37.84 (6)	60.80 (11)	48.43 (6)	59.03 (19)	37.34 (1)	88.33 (8)	45.98 (18)	41.51 (7)	31.89 (21)	28.61 (6)	71.38 (31)

Key to Penalties:

PD = Target Points Down. Each point down adds 1/2 second to your score.

NT = Hit on Non Threat target. Each HNT adds 5 seconds to your score.

PE = Procedural Error. Each adds 3 seconds to your score.

FN = Failure to Neutralize (no hits in the 0 or -1 zone) Each adds 5 seconds to your score.